

Overview of the CLEF 2005 Multilingual Question Answering Track

¹Alessandro Vallin, ²Bernardo Magnini, ¹Danilo Giampiccolo, ³Lili Aunimo, ⁴Christelle Ayache, ⁵Petya Osenova, ⁶Anselmo Peñas, ⁷Maarten de Rijke, ⁸Bogdan Sacaleanu, ⁹Diana Santos, ¹⁰Richard Sutcliffe

¹CELCT, Italy, {Vallin, Giampiccolo}@celct.it

²ITC-Irst, Italy, magnini@itc.it

³University of Helsinki, Finland, aunimo@cs.helsinki.fi

⁴ELDA/ELRA, France, ayache@elda.org

⁵BTB, Bulgaria, petya@bultreebank.org

⁶UNED, Spain, anselmo@lsi.uned.es

⁷University of Amsterdam, The Netherlands, mdr@science.uva.nl

⁸DFKI, Germany, Bogdan.Sacaleanu@dfki.de

⁹Sintef, Norway, Diana.Santos@sintef.no

¹⁰University of Limerick, Ireland, Richard.Sutcliffe@ul.ie

Abstract. The general aim of the third CLEF Multilingual Question Answering Track was to set up a common and replicable evaluation framework to test both monolingual and cross-language Question Answering (QA) systems that process queries and documents in several European languages. Nine target languages and ten source languages were exploited to enact 8 monolingual and 73 cross-language tasks. Twenty-four groups participated in the exercise. Overall results showed a general increase in performance in comparison to last year. The best performing monolingual system irrespective of target language answered 64.5% of the questions correctly (in the monolingual Portuguese task), while the average of the best performances for each target language was 42.6%. The cross-language step instead entailed a considerable drop in performance. In addition to accuracy, the organisers also measured the relation between the correctness of an answer and a system's stated confidence in it, showing that the best systems did not always provide the most reliable confidence score. We provide an overview of the 2005 QA track, detail the procedure followed to build the test sets and present a general analysis of the results.

1 Introduction

The CLEF QA evaluation campaign conducted in 2005¹ was the result of the experience acquired during the two previous campaigns and of the proposals

¹ For more information about QA@CLEF campaigns visit <http://clef-qa.itc.it>.

suggested in last year's workshop in order to make the track more challenging and realistic.

At a first look one realizes that over the years the series of QA evaluation exercises at CLEF has registered a steady increment in the number of participants and languages involved, which is particularly encouraging as multilinguality is one of the main characteristic of these exercises. In fact, in the first campaign, which took place in 2003, eight groups from Europe and North America participated in nine tasks, three monolingual -Dutch, Italian and Spanish- and five bilingual, where questions were formulated in five source languages -Dutch, French, German, Italian- and answer were searched in an English corpus collection. In 2004 eighteen groups took part in the competition, submitting 48 runs. Nine source languages -Bulgarian, Dutch, English, Finnish, French, German, Italian, Portuguese and Spanish- and 7 target languages -all the source languages but Bulgarian and Finnish, which had no corpus available- were considered in the task. In 2005 the number of participants rose to twenty-four, 67 runs were submitted, and 10 source languages -the same as those used in the previous year plus Indonesian- and 9 source languages -the same used as sources, except Indonesian which had no corpus available- were exploit in 8 monolingual and seventy-three cross-language tasks. Moreover, some innovation was introduced concerning the type of questions proposed in the exercise and the metrics used in the evaluation. This edition of QA@CLEF was altogether successful and can be considered a good starting point for next campaigns.

After having described the preparation of test sets, this paper will present the results achieved by the participants, and will briefly sketch some outlines for the future of QA@CLEF.

2 Tasks

The tasks proposed in the 2005 QA campaign were characterized by a basic continuity with what had been done in 2004 [3]. In fact, to the demand for more radical innovation a more conservative approach was preferred, as most organizers opted to further investigate the procedures consolidated in the last two campaigns before moving to the next stage. The task remained basically the same as that proposed in 2005, although some minor changes were actually introduced, i.e. a new type of questions, and two new evaluation measures, namely K1 measure and r value.

Ten source languages -Bulgarian, Dutch, English, Finnish, French, German, Italian, Portuguese, Spanish and, as an experiment, Indonesian- and 9 target languages -all the source languages except Indonesian- were considered at the 2005 CLEF QA track. Eighty-one tasks were setup, 8 monolingual -Bulgarian, Dutch, English, Finnish, French, German, Italian, Portuguese, Spanish- and 73 bilingual. In this way, all the possible combinations between source and target languages were exploited, but for two exceptions: Indonesian, being included in a cross-language QA competition, was used only as a source in the Indonesian-English task, meanwhile the monolingual English task was discarded as it has been abundantly tested in past TREC campaigns, according to the decision taken in the previous competition.

As in the previous campaign, for each target language 200 questions were prepared using the topics of the Ad-Hoc track at CLEF, and a gold standard was produced manually searching collections of newspapers and news agencies' articles for answers. The corpora, released by ELRA/ELDA, are large, unstructured, open-domain text collections (see Table 1), whose texts have been SGML tagged. Each document has a unique identifier (docid) that systems had to return together with the answer, in order to support it.

Table 1. Document collections used in CLEF 2005.

TARGET LANG..	COLLECTION	PERIOD	SIZE
Bulgarian (BG)	Sega	2002	120 MB (33,356 docs)
	Standart	2002	93 MB (35,839 docs)
Germany (DE)	Frankfurter Rundschau	1994	320 MB (139,715 docs)
	Der Spiegel	1994/1995	63 MB (13,979 docs)
	German SDA	1994	144 MB (71,677 docs)
	German SDA	1995	141 MB (69,438 docs)
English (EN)	Los Angeles Times	1994	425 MB (113,005 docs)
	Glasgow Herald	1995	154 MB (56,472 docs)
Spanish (ES)	EFE	1994	509 MB (215,738 docs)
	EFE	1995	577 MB (238,307 docs)
Finnish	Aamulehti	1994/1995	137 MB (55,344 docs)
French (FR)	Le Monde	1994	157 MB (44,013 docs)
	Le Monde	1995	156 MB (47,646 docs)
	French SDA	1994	86 MB (43,178 docs)
	French SDA	1995	88 MB (42,615 docs)
Italian (IT)	La Stampa	1994	193 MB (58,051 docs)
	Itallian SDA	1994	85 MB (50,527 docs)
	Itallian SDA	1995	85 MB (50,527 docs)
Dutch (NL)	NRC Handelsblad	1994/1995	299 MB (84,121 docs)
	Algemeen Dagblad	1994/1995	241 MB (106,483 docs)
Portuguese (PT)	Público	1994	164 MB (51,751 docs)
	Público	1995	176 MB (55,070 docs)
	Folha	1994	108 MB (51,875 docs)
	Folha	1995	116 MB (52,038 docs)

Although the number of questions was the same as last year, there were changes regarding the type of questions and their distribution. As regards the three major type of questions, namely Factoids (F), Definition (D) and NIL (N), the breakdown, both suggested and real, is shown in Table 2.

Table 2: Test set breakdown according to question type.

suggested	F [120]	D [50]	T [30]	NIL [20]
BG	116	50	34	22
DE	135	42	23	20
EN	121	50	29	20
ES	118	50	32	20
FI	111	60	29	20
FR	120	50	30	20
IT	120	50	30	20
NL	114	60	26	20
PT	135	42	23	18

Meanwhile How and Object questions were not included in 2005 task, since they were considered particularly problematic in the evaluation phase, a new subtype of factoid questions was introduced, called *temporally restricted* questions, which is constrained by either an event -e.g. *Who was Uganda's President during Rwanda's war?*-, a date -e.g. *Which Formula 1 team won the Hungarian Grand Prix in 2004?*- or a period of time-e.g. *Who was the President of the European Commission from 1985 to 1995?*. Up to 30 temporally restricted questions could be included in each task.

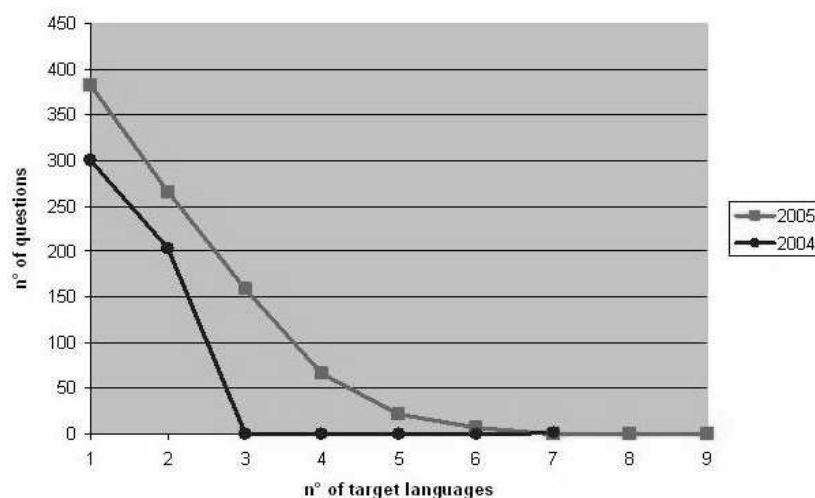


Fig. 1. Question overlapping in 2004 and 2005.

As said, in order to increase the overlap between the test sets of different target languages, this year a certain number of topics taken from the Ad-Hoc track at CLEF were assigned to each language and a particular effort was made in order to get general questions, which could easily find an answer also in the other corpora. As a result, no question was actually answered in all 9 languages, but the inter-language partial overlap was increased anyway with respect to the previous edition, as shown in Fig. 1.

The participating systems were asked to retrieve one exact answer for each question -i.e., a snippet of text extracted from the document collections, which provided nothing more or less than the amount of information required. The exact answer had to be also supported by the docid of the text from which it had been taken. Each group was allowed to submit up to two runs per tasks. The results were judged by human assessors as R (right)/W(rong) -correct or incorrect exact answer; U(nsupported) -if the docid didn't support the answer-; or X (inexact)-if the answer contained more or less information than required. R answers were scored 1, in all other cases the score was 0.

3 Test set preparation

The procedure for question generation was the same as that adopted in the previous campaigns. Nine groups were involved in the generation, translation and manual verification of the questions: the Bulgarian Academy of Science, Sofia, Bulgaria (CLPP) was in charge for Bulgarian; the Deutsches Forschungszentrum für Künstliche Intelligenz Saarbrücken, Germany (DFKI) for German; the Evaluations and Language Resources Distribution Agency Paris, France (ELRA/ELDA) for French; the Center for the Evaluation of Language and Communication Technologies Trento, Italy (CELCT) for Italian; Linguatca ICT, Oslo (Norway), for Portuguese; the Universidad Nacional de Educación a Distancia Madrid, Spain (UNED) for Spanish, the University of Amsterdam, The Netherlands for Dutch; the University of Helsinki, Finland for Finnish; the University of Limerick, Ireland for English; and the Department of Computer Science of University of Indonesia joined the activity translating 200 English questions into Indonesian, in order to set up the cross-language Indonesian- English task.

As said, the questions in the test sets addressed large open domain corpora, mostly represented by the same comparable document collections used last year.

According to the consolidate procedure, 100 questions were produced in each target language (except Indonesian), manually searching relevant documents for at least one answer. The questions were then translated into English, so that could be understood and reused by all the other groups. Answers were not translated this year, as it was a time-consuming and basically useless activity [4].

The co-ordinators attempted to balance the difficulty the test sets according to the different answer types of the questions already used in the previous campaigns, i.e. TIME, MEASURE, PERSON, ORGANISATION, LOCATION, and OTHER. HOW and OBJECT questions were not inserted in this exercise because generate ambiguous responses, which are quite difficult to be assessed.

Up to thirty *temporally restricted* questions were allowed, and were themselves classified according to the above mentioned types, i.e., time, measure, etc. Particular care was taken this year in choosing 10% of NIL questions. In fact, some organizers realised that in the previous campaigns NIL questions were quite easily identified by systems, as they were manually generated searching for named entities which were not in the corpora. On the contrary, this time NIL questions were selected randomly from those that seemed to have no answer in the document collections, and were double-checked.

Once the 900 questions were formulated in the original source languages, translated into English and collected in a common XML format, native speakers of each source language, with a good command of English were recruited to translate the English version of all the other questions trying to adhere as much as possible to the original. This process was as challenging as any translation job can be, since many cultural discrepancies and misunderstanding easily creep in. Anyway, as was already pointed out in 2004 "the fact that manual translation captured some of the cross-cultural as well as cross-language problems is good since QA systems are designed to work in the real world" [3].

Once all the 900 questions were translated into ten source languages -the Indonesian group translated only the final 200 English questions-, 100 additional

questions for each target language were selected from the other source languages, so that at the end each language had 200 questions. The added questions were manually verified and searched for answers in the corpus of the respective language. The collection was called *Multi9-05*, and was presented in the same XML format adopted in 2004.

The entire collection is made up of 205 definition questions and 695 factoid, which are quite well balanced according to their types, being divided as follows: 110 MEASURE; 154 PERSON; 136 LOCATION; 103 ORGANISATION, 107 OTHER, 85 TIME. The total number of temporally restricted questions was 149. Although this new kind of questions appeared to be quite interesting, no comprehensive analysis of the results in this group of questions has been made so far, and the experiment requires further investigation.

The *Multi9-05* can now be added to the previous campaigns' collections, which already represent a useful reusable benchmark resource. The proposal to integrate the missing answers with the correct results provided by the systems during the exercise has remained undecided.

4 Participants

The positive trend in terms of participation registered in 2004 was confirmed in the last campaign. From the original 8 groups who participated in 2003 QA task, submitting a total of 19 runs in 9 tasks, the number of competitors went up to twenty-four, which represents an increase of 33% respect to last year, when 18 groups took part in the exercise. The total of submitted runs was sixty-seven.

All the participants in 2005 competition were from Europe, with the exception of group from University of Indonesia which tried the experimental cross-language task Indonesian-English.

Table 3. Number of runs submitted (R) and number of Participants (P).

	BG _t		DE _t		EN _t		ES _t		FI _t		FR _t		IT _t		NL _t		PT _t		
	R	P	R	P	R	P	R	P	R	P	R	P	R	P	R	P	R	P	
BG _s	2	2	-	-	1	1	-	-	-	-	-	-	-	-	-	-	-	-	-
DE _s	-	-	3	2	1	1	-	-	-	-	-	-	-	-	-	-	-	-	-
EN _s	-	-	3	2			3	2	-	-	1	1	-	-	-	-	-	1	1
ES _s	-	-	-	-	1	1	13	7	-	-	-	-	-	-	-	-	-	-	-
FI _s	-	-	-	-	2	1	-	-	2	1	-	-	-	-	-	-	-	-	-
FR _s	-	-	-	-	4	2	-	-	-	-	10	7	-	-	-	-	-	-	-
IN _s					1	1													
IT _s	-	-	-	-	2	1	2	1	-	-	1	1	6	3	-	-	-	-	-
NL _s	-	-	-	-	-	-	-	-	-	-	-	-	-	-	3	2	-	-	-
PT _s	-	-	-	-	-	-	-	-	-	-	1	1	-	-	-	-	-	4	3

As shown in table 3, the systems were tested only against 22 of the 81 activated tasks. Monolingual English was discarded this year, as it was in last competition, because the task has been sufficiently investigated in TREC campaigns, and as far as Indonesian is concerned, only the task with English as a target was set up. The non-activated tasks are represented by a blank cell in Table 3.

All nine monolingual tasks (in bold in the table) were tested by at least 1 system, being French (FR) and Spanish (ES) the most chosen languages.

As far as bilingual tasks are concerned, 15 participants altogether chose to test their systems in a cross-language task. English was as usual the most frequent target language, being involved in 8 cross-lingual tasks completed by 9 participants; Spanish was chosen as a target in a cross-language task by three groups, and so was French, meanwhile only one system tried a cross-language task with Portuguese (PT) as a target, i.e. EN-PT. None of the other languages were considered as a target in bilingual tasks.

5 Results

The procedure adopted to assess the systems' outputs was practically the same as the last year. Participants were allowed to submit just one response per question and up to two runs per task, which were judged by human assessors according to correctness and exactness -where correctness expresses whether the answer is clear and pertinent, while exactness evaluates whether the information is either too much or too less. Like in 2004 only exact answers were allowed, and the responses were judged as Right, Wrong, ineXact or Unsupported (when the answer-string contained a correct answer but the returned docid did not support it). As a partial analysis of the inter-tagger agreement has shown, the exactness is still a major problem in evaluation, as most disagreement between judges concerns this parameter.

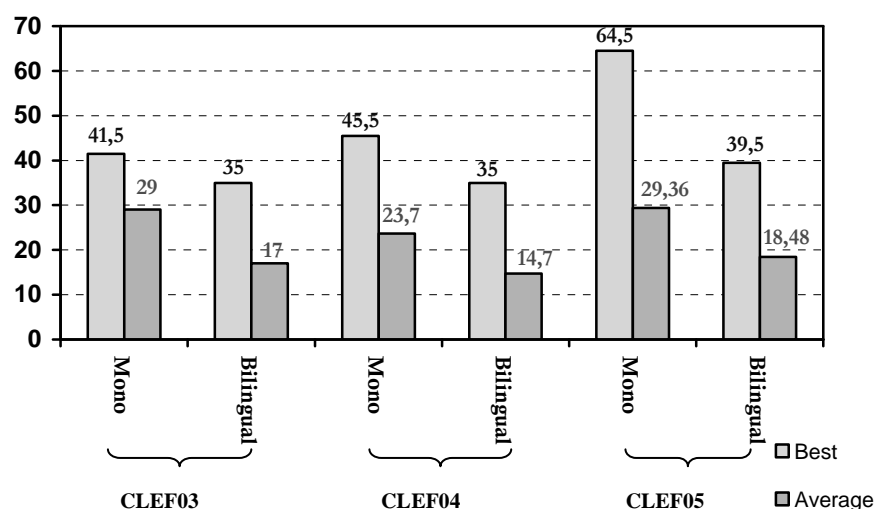


Figure 2. Best and average results in the QA@CLEF campaigns.

Definition questions, which were introduced last year, and were considered particularly difficult also because they could raise problems in assessing their exactness, generally scored quite well, proving that as they are now they are less challenging than one thought. In fact, the answer often consists in the solution of an

acronym, when they concern an organisation, or is expressed as an apposition of the proper name, when persons are concerned. As said, the introduction of Temporal Restricted Questions has not been properly analysed yet. It must be said that their number in the test sets was probably too small to provide significant data on their impact on systems' results. Furthermore, some of them were "false temporally restricted" and a system could retrieve an answer without even considering the temporal restriction.

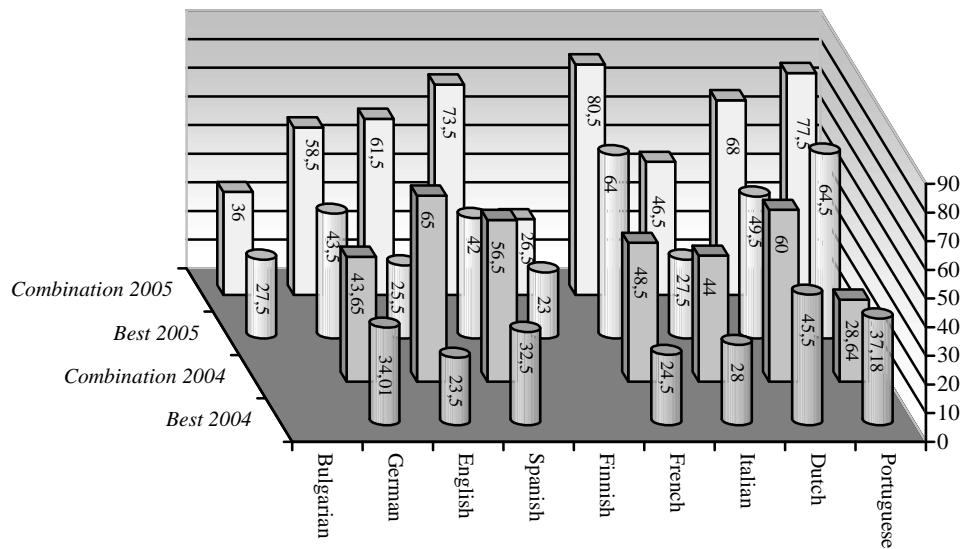


Figure 3. Best Results and Combinations in QA@CLEF 2004 and 2005

The main measure used for the evaluation was the accuracy, i.e. the fraction of right answers. The answers were returned unranked (i.e. in the same order as in the test set), but a confidence value, that could range between 0 and 1, could be added to each string and be considered to calculate the Confidence-weighted Score (CWS), introduced for the first time in TREC 2002 [6]. This year two additional evaluation measures, i.e. the K1 value and r coefficient, borrowed by [2], were experimentally introduced, in order to find a comprehensive measure which takes into account both accuracy and confidence. Anyway, since confidence was an additional and optional value, only some systems could be assigned the CWS, and consequently the K1 and r coefficient; therefore an analysis based on these measures is not very significant at the moment.

In comparison to last year, the performances of the systems in this campaign show a general improvement, although a significant variation remains among target languages. In fact, in 2004 the best performing monolingual system irrespective of target language (henceforth 'best overall') answered 45.5% of the questions correctly, while the average of the best performances for each target language (henceforth 'average of best') was 32.1%. In 2005 the best overall and average of best figures

were 64.5% (in the monolingual Portuguese task)-representing an increase of 19 point- and 42.6% respectively. As far as bilingual tasks are concerned, as usual the cross-lingual step generically entailed a considerable drop in performance. In the following nine sections the results of the runs for each target language are thoroughly discussed. For each target language two kinds of results are given, summarized in two tables. One presents the overall performance, giving the number of right (R), wrong (W), inexact (X), and unsupported (U) answers; the accuracy, in general and on Factoids (F), Definitions (D) and Temporal (T); Precision (P), Recall (R) and F measure for NIL questions; and finally CWS, K1 and r of each run. The second table shows the accuracy of the systems with respect to the answer types, i.e. Definition, sub-classified as Organisation (Or) and Person (Pe), and Factoid and Temporally Restricted, sub-classified as location (Lo), measure (Me), organisation (Or), other (Ot), person (Pe) and time (Ti). Below each answer type, the number of posed questions of that type is shown in square brackets.

The last row of the second table shows a virtual run, called Combination, in which the classification "right answer" is assigned to a question if any of the participating systems found it. The objective of this combination run is to show the potential achievement if one merged all answers and considered the set of answers right, provided that one answer was right.

5.1 Bulgarian as Target

For the first time Bulgarian was addressed as a target language at CLEF 2005. Thus, no comparison can be made with previous results from the same task, but some comments on the present ones are in order.

This year two groups participated in monolingual evaluation tasks with Bulgarian as a target language: IRST, Trento and BTB, LML, IPP, Sofia. Two runs were submitted for Bulgarian-Bulgarian. Both results are below the desired figures (27.50% and 18.50% correct answers), but they outperform their own results from the last year where Bulgarian was used as a source language and English - as a target. Obviously, the Inexact and Unsupported value metrics do not have substantial impact over the final estimations. It seems that as a group the definition questions are the best assessed type (40% and 42%). Then come the factoid ones. The worst performance goes to the temporally restricted questions. Then, NIL questions exhibit better recall than precision. It might be explained by the fact that the systems return NIL when they are not sure in the answer. Only IRST group results provide a confidence weighted score.

It is interesting to discuss the results according to the answer types. Recall that definitions did well as a group. However, when divided further into Organization and Person types, it turns out that the Organization type was better handled by one of the participants, while the Person type was better handled by the other. From non-temporally restricted factoids Organizations and Other have been the most problematic types. From temporally restricted factoids Measure was unrecognized, but the number of these questions was not so high anyway. Person subtype was not detected as well, which is a bit surprising fact.

Table 4. Results in the tasks with Bulgarian as target.

run	Right		W #	X #	U #	% F [116]	Right % D [50]	% T [34]	P	NIL [22]		F	CWS	K1	r
	#	%								R	F				
irst051bgbgM	55	27.50	130	13	2	25.00	40.00	17.65	0.15	0.41	0.22	0.144	-0.035	0.160	
btb051bgbgM	37	18.50	160	3	-	10.34	42.00	11.76	0.05	0.41	0.10	-	-	-	

Most of the problems concerning assessors' agreement were in one 'green area': between Wrong and Inexact. Recall that it was also a problem at CLEF 2004. Here we do not have in mind easy cases, such as: What is FARC? The system answered 'Columbia' instead of answering 'Revolutionary Armed Forces of Colombia' or at least 'Revolutionary Armed Forces'. We have in mind subtle cases as follows: (1) too general answers, but still correct (Q: What is ESA? A: 'agency' instead of '(European) space agency'), and (2) partial answers, but still correct (Q: Who was proclaimed patron of Europe by the Pope on 31 December 1980? A: 'St. Cyril' instead of 'St. Cyril and Methodius'). Under the former type we consider answers that are given only some 'top ontological' categorization. Under the latter we consider cases, in which part of the answer is presented, but the other part is missing. Very often it concerns questions of measure (Q: How much did Greenpeace earn in 1999? A: '134' instead of '\$134 mln.').

Table 5. Results in the tasks with Bulgarian as target (breakdown according to answer type).

run	Correct Answers															#	%
	Definition		Factoid						Temporally restricted factoid					Total			
	Or [25]	Pe [25]	Lo [19]	Me [20]	Or [18]	Ot [19]	Pe [20]	Ti [20]	Lo [7]	Me [7]	Or [4]	Ot [4]	Pe [12]				
irst051bgbgM	6	14	6	4	2	3	7	7	-	3	2	-	-	55	27.50		
btb051bgbgM	13	8	2	2	1	2	2	3	2	-	2	-	-	37	18.50		
combination	16	17	6	4	2	3	7	9	2	3	2	-	1	72	36.00		

This year for the first time Bulgarian was tested as a target language at the CLEF track. Two groups made runs on Bulgarian-Bulgarian task. The results are promising in spite of being lower than the half of the correctly recognized answers. So, we consider this a good start. The two extraction systems will be improved on the evaluation feedback. They need to handle better local contexts as well as to try to handle non-local support information.

In the evaluation phase the most problematic still seems to be the definition of the Inexact answer. Inexactness exhibits gradability. In this respect it either should be defined in a more elaborate way (concerning generality and partiality, and per answer type), or there should be introduced a more objective system of final evaluation. Our suggestion is that inexact answers have to contain the head noun of the correct answer. The degree of inexactness depends on the recognized modifiers of the head. If the correct answer is a coordination, then the inexactness is determined also by presence of each coordinates.

5.2 German as Target

There were three research groups that took part in this year's evaluation for the QA-track having German as target language. The number of total system runs submitted

by the participants was six, with three runs for every of the two source languages: German and English. The results of evaluation for every participant group are shown in the tables below.

Table 6. Results in the tasks German as target.

run	Right		W #	X #	U #	% F [135]	Right		P	NIL [20]		F	CWS	K1	r
	#	%					% D [42]	% T [23]		R	R				
dfki051dedeM	87	43.50	100	13	-	35.83	66.00	36.67	0.29	0.65	0.40	0.385	0.095	0.300	
fuha051dedeM	72	36.00	119	9	-	25.00	70.00	23.33	0.14	1.00	0.25	0.346	0.221	0.665	
dfki052dedeM	54	27.00	127	19	-	15.00	52.00	33.33	0.28	0.65	0.39	0.227	0.045	0.386	
dfki051endeC	46	23.00	141	12	1	16.67	50.00	3.33	0.09	0.10	0.09	0.201	0.060	0.483	
dfki052endeC	31	15.50	159	8	2	8.33	42.00	0.00	0.08	0.10	0.09	0.137	0.040	0.564	
uhig051endeC	10	5.00	161	29	-	0.83	18.00	0.00	0.00	0.00	0.00	0.006	-0.310	0.080	

For the monolingual German runs the results for definition and temporal questions are better than those for factoid questions. As table 7 shows, within the definition questions, results are better for ORGANIZATION as for PERSON answer types. For factoid questions, best results were attained for TIME, PERSON, LOCATION and ORGANIZATION answer types, in order of their mention, while for temporal questions, results were equally good for PERSON, MEASURE and ORGANIZATION answer types.

Table 7. Results in the tasks with German as target (breakdown according to answer type).

run	Correct Answers														#	%	
	Definition		Factoid						Temporally restricted factoid					Total			
	Or [29]	Pe [21]	Lo [21]	Me [20]	Or [20]	Ot [19]	Pe [20]	T1 [20]	Lo [4]	Me [13]	Or [3]	Ot [3]	Pe [7]				
dfki051dedeM	22	11	7	6	5	3	8	14	2	5	1	-	3	87	43.50		
fuha051dedeM	20	15	5	2	3	8	5	7	-	4	1	-	2	72	36.00		
dfki052dedeM	20	6	2	-	3	4	3	6	2	4	1	-	3	54	27.00		
combination	28	17	10	8	6	10	9	16	2	7	1	-	3	117	58.50		
dfki051endeC	21	4	6	1	-	1	4	8	-	1	-	-	-	46	23.00		
dfki052endeC	20	1	2	-	1	1	4	2	-	-	-	-	-	31	15.50		
uhig051endeC	3	6	-	-	-	-	1	-	-	-	-	-	-	10	5.00		
combination	22	8	7	1	1	2	6	8	-	1	-	-	-	56	28		

For the cross-lingual English-German runs, best results were registered for definition questions, followed by factoid questions, and with poor results by temporal questions. Again, best results for definition questions were for ORGANIZATION answer types and for factoid questions the order of accuracy remains unchanged with respect to the monolingual runs.

Results computed for a "virtual" system, through aggregation of all existing results, show an increase of almost 35% for the monolingual task, and 20% for the cross-lingual task, in accuracy over the best results achieved by participating systems.

5.3 English as Target

Overall, twelve cross-lingual runs with English as a target were submitted. The results are shown in Tables 8 and 9.

The best scoring system overall was DFKI DEEN Run 1 with 25.5%. This score includes all three types of question, i.e. Factoid, Definition and Temporal. For Factoid questions alone, the highest scoring was DLTG FREN Run 1 (20.66%). For Definition questions alone, the highest scoring was DFKI DEEN Run 1 (50%). For

Temporal question alone, three systems had an equal top score, DLTG FREN Run 2, IRST BGEN Run 1 and LIRE FREN Run 2 (all 20.69%). DFKI's main advantage over other systems was their ability to answer definition questions - their score of 50% was well ahead of the next best score of 38% achieved by IRST ITEN Run 1 and IRST ITEN Run 2.

Table 8. Results in the tasks with English as target.

run	Right		W #	X #	U #	% F [121]	Right		P	NIL [20]		F	CWS	K1	r
	#	%					% D [50]	% T [29]		R	R				
dfki051deenc	51	25.50	141	8	-	18.18	50.00	13.79	0.22	0.50	0.31	0.203	0.000	0.322	
irst051itenC	47	23.50	145	6	2	19.83	38.00	13.79	0.18	0.35	0.24	0.118	-0.141	0.240	
lire052frenC	38	19.00	152	9	1	16.53	24.00	20.69	0.24	0.45	0.31	0.048	-0.201	0.088	
irst051bgenC	37	18.50	145	17	1	17.36	20.00	20.69	0.17	0.35	0.23	0.079	-0.270	0.055	
dltg051frenC	36	18.00	149	15	-	20.66	12.00	17.24	0.11	0.30	0.16	-	-	-	
dltg052frenC	36	18.00	151	13	-	19.83	12.00	20.69	0.10	0.30	0.14	-	-	-	
upv051esenC	34	17.00	156	9	1	12.40	28.00	17.24	0.15	0.50	0.23	0.072	-0.105	0.152	
lire051frenC	28	14.00	156	14	2	13.22	18.00	10.34	0.21	0.15	0.18	0.043	-0.225	0.237	
irst052itenC	26	13.00	168	6	-	5.79	38.00	-	0.22	0.50	0.31	0.114	-0.328	0.414	
hels051fienc	25	12.50	164	10	1	12.40	12.00	13.79	0.17	0.55	0.27	0.050	-0.338	0.022	
hels052fienc	20	10.00	167	11	2	10.74	8.00	10.34	0.21	0.40	0.27	0.041	-0.332	0.058	
uixx051inenc	2	1.00	162	36	-	-	4.00	-	0.40	0.10	0.16	8e-05	-0.770	0.253	

Last year, results were only single-judged with all answers to a given question being judged by one assessor using an adapted version of the NIST software. Four assessors each did 50 questions, there being 200 in all. Any issues found by assessors were then discussed and resolved at a series of plenary sessions. This year, all results were double-judged using the same software and with six assessors: Two independently judged questions 1-66, two judged 67-133 and two judged 134-200, there being 200 questions in total once again. The judgements were then automatically compared using the diffutility. A list of variant judgements was then prepared and presented to each pair of assessors for resolution.

The degree of agreement between assessors was found to range between 91.41% and 94.90%, computed as follows: For questions 1-66 there were 66 questions and 12 runs, 792 judgements in all. 68 differences were recorded, so the level of agreement is $(792-68)/792$, i.e. 91.41%. For questions 67-133, there were 804 judgements with 69 differences recorded, i.e. 91.42% agreement. Finally, for questions 134-200 there were again 804 judgements with 41 differences recorded, i.e. 94.90% agreement. In almost all cases, points of disagreement could be tracked down to problematic questions which either had no clear answer (but several vague ones) or which had several possible answers depending on the interpretation of the question.

Definition questions were once again included this year but a method of assessing them was not decided upon prior to the competition. In other words, participants did not really know what sort of system to build for definitions and we as assessors were unsure how to go about judging the answers. In consequence we used the same approach as last year: If an answer contained information relevant to the question and also contained no irrelevant information, it was judged R if supported, and U otherwise. If both relevant and irrelevant information was present it was judged X. Finally, if no relevant information was present, the answer was judged W. Two main types of system were used by participants, those which attempted to return an exact factoid-style answer to a question, and those which returned one or more text passages from documents in the collection. Generally, the former type of system is

attempting a harder task because it is returning more concise information than is the latter type of system. For this reason, our evaluation method is designed to favour the former type. This was an arbitrary decision, taken in the absence of further guidelines. Our judgements are as accurate as we can make them within our own criteria but we should point out that different criteria could produce different results.

Table 9. Results in the tasks with English as target (breakdown according to answer type).

run	Correct Answers														Total	
	Definition		Factoid						Temporally restricted factoid							
	Or [25]	Pe [25]	Lo [20]	Me [20]	Or [20]	Ot [21]	Pe [20]	Tl [20]	Lo [2]	Me [9]	Or [3]	Ot [5]	Pe [10]	#	%	
dfki051deenc	12	13	4	4	5	1	2	6	-	2	-	-	2	51	25.50	
irst051itenc	4	15	7	1	3	3	2	8	-	1	-	1	2	47	23.50	
lire052frenc	5	7	6	4	4	1	-	5	-	2	1	2	1	38	19.00	
irst051bgenc	6	4	7	4	4	1	3	2	-	2	1	-	3	37	18.50	
dltg051frenc	2	4	8	4	1	2	2	8	1	2	-	1	1	36	18.00	
dltg052frenc	3	3	8	4	1	2	1	8	1	3	-	1	1	36	18.00	
upv051esenc	7	7	2	3	3	1	-	6	-	4	-	1	-	34	17.00	
lire051frenc	5	4	7	2	1	1	-	5	-	-	2	-	1	28	14.00	
irst052itenc	4	15	-	2	2	-	-	3	-	-	-	-	-	26	13.00	
hels051fienc	6	-	3	1	2	2	2	5	-	2	-	2	-	25	12.50	
hels052fienc	4	-	1	1	2	1	2	6	-	1	-	2	-	20	10.00	
uixx051inenc	2	-	-	-	-	-	-	-	-	-	-	-	-	2	1.00	
combination	19	23	17	11	10	6	6	13	1	6	2	4	5	123	61.50	

Concerning the overall assessment process, we had no procedural difficulties as the format of the data was the same as last year and Michael Mulcahy in particular had already devoted a great deal of time to the adaptation of the software and the development of additional utilities in 2004. Also, most of the assessors were familiar both with the software and with the judgement criteria.

We arrived at two conclusions during the assessment process. Firstly, the main points of difference between assessors in judging answers can be traced back to intrinsic problems associated with certain questions. In other words we need to devote more time to the problem of generating good questions which on the one hand are of the kind which potential users of our systems might pose, and on the other hand have clear answers. We should arrive at objective tests which can be applied to a candidate question and its answers to enable its suitability for use in CLEF to be assessed. Secondly, the situation in respect of definition questions was not ideal for either participants or assessors. This could affect our results for the EN target language as well as their relationship to the results for other target languages.

5.4 Spanish as Target

Seven groups submitted 18 runs having Spanish as target language: 13 of them had also Spanish as source language, 2 had Italian and 3 had English. Notice that is the first time that bilingual runs were submitted.

Table 10 shows the number of correct answers, *CWS*, *K1* and correlation coefficient for all systems. Table 11 shows the number of correct answers for each type of question. Table 12 shows the number of correct answers for each type of temporal restriction.

Table 13 shows the evolution of the most important criteria in the systems performance for the last three years.

The virtual *combination* run was able to answer correctly 73.50% of the questions. The best performing system achieved an overall accuracy of 42% but it only gave a right answer for the 56% of the questions correctly answered by the *combination* run. Thus, we can expect improvements of the systems in a short term.

Table 10. Results in the tasks with Spanish as target.

run	Right		W #	X #	U #	% F [18]	Right % D [50]	% T [32]	NIL [20]			CWS	K1	r
	#	%							P	R	F			
inao051esesM	84	42.00	110	5	1	28.81	80.00	31.25	0.23	0.80	0.36	-	-	-
tova051esesM	82	41.00	109	7	2	28.81	80.00	25.00	0.24	0.55	0.33	-	-	-
inao052esesM	79	39.50	116	4	1	27.12	80.00	21.88	0.19	0.80	0.31	-	-	-
tova052esesM	77	38.50	113	8	2	23.73	80.00	28.12	0.22	0.55	0.32	-	-	-
upv051esesM	67	33.50	119	13	1	26.27	52.00	31.25	0.19	0.30	0.23	0.218	0.043	0.338
alia051esesM	66	33.00	110	24	-	29.66	40.00	34.38	0.25	0.45	0.32	0.170	-0.273	0.038
aliv051esesM	65	32.50	116	18	1	28.81	46.00	25.00	0.26	0.25	0.26	0.15	-0.224	0.223
alia052esesM	60	30.00	114	26	-	26.27	36.00	34.38	0.24	0.45	0.32	0.153	-0.323	0.038
talp051esesM	58	29.00	122	20	-	27.97	36.00	21.88	0.26	0.70	0.38	0.089	-0.185	-0.011
talp052esesM	54	27.00	133	13	-	25.42	32.00	25.00	0.22	0.65	0.33	0.078	-0.210	-0.043
mira051esesM	51	25.50	138	11	-	26.27	34.00	9.38	0.08	0.10	0.09	0.123	-0.302	0.315
mira052esesM	46	23.00	140	14	-	22.03	34.00	9.38	0.08	0.10	0.09	0.103	-0.343	0.316
upv052esesM	36	18.00	155	9	-	22.88	0.00	28.12	0.10	0.40	0.16	0.128	0.041	0.563
upv051enesC	45	22.50	139	14	2	19.49	34.00	15.62	0.15	0.20	0.17	0.103	-0.033	0.197
mira052enesC	39	19.50	151	8	2	16.95	28.00	15.62	0.17	0.25	0.20	0.088	-0.394	0.227
mira051enesC	39	19.50	153	7	1	16.95	28.00	15.62	0.17	0.25	0.20	0.093	-0.392	0.230
mira051itesC	36	18.00	154	10	-	16.95	26.00	9.38	0.10	0.15	0.12	0.068	-0.437	0.224
mira052itesC	35	17.50	154	11	-	16.95	24.00	9.38	0.10	0.15	0.12	0.071	-0.447	0.219

As shown in Table 11, systems generally behaved better with questions about definitions, locations, persons and organizations. However, when the question type was measure, the accuracy tended to be lower. Indeed, this type of question has turned out to be the most difficult this year. In the factoids without temporal restrictions, the best performing system answered correctly 29.66% of the questions, a very similar accuracy comparing with the results in 2004 (see Table 13).

Concerning questions with temporal restriction, the systems with the best behaviour answered correctly 34.38% of the questions, a similar result comparing with overall accuracy.

Table 11. Results in the tasks with Spanish as target (breakdown according to answer type).

run	Correct Answers														Total	
	Definition		Factoid						Temporally restricted factoid							
	Or [25]	Pe [25]	Lo [21]	Me [17]	Or [22]	Ot [19]	Pe [20]	T1 [19]	Lo [6]	Me [7]	Or [6]	Ot [6]	Pe [7]	#	%	
inao051esesM	20	20	5	3	4	7	10	5	2	3	2	1	2	84	42.00	
tova051esesM	20	20	4	3	8	4	8	7	2	3	1	1	1	82	41.00	
inao052esesM	20	20	5	2	5	6	9	5	-	3	2	1	1	79	39.50	
tova052esesM	20	20	4	3	8	3	3	7	2	3	1	1	2	77	38.50	
upv051esesM	12	14	10	4	5	2	7	3	3	4	-	1	2	67	33.50	
alia051esesM	10	10	10	3	7	3	10	2	2	3	2	2	2	66	33.00	
aliv051esesM	15	8	8	3	6	2	10	5	4	1	-	-	3	65	32.50	
alia052esesM	9	9	9	2	6	4	8	2	2	3	2	2	2	60	30.00	
talp051esesM	16	2	11	2	5	4	8	3	1	2	2	1	1	58	29.00	
talp052esesM	16	-	12	1	4	3	6	4	2	2	1	1	2	54	27.00	
mira051esesM	8	9	7	3	6	4	10	1	-	2	-	-	1	51	25.50	
mira052esesM	8	9	6	3	4	2	10	1	-	2	-	-	1	46	23.00	
upv052esesM	-	-	10	1	2	2	8	4	3	3	-	-	3	36	18.00	
combination	23	24	19	10	16	10	16	10	5	5	3	2	4	147	73.50	
upv051enesC	6	11	7	3	3	2	5	3	3	-	-	-	2	45	22.50	
mira051enesC	6	8	6	5	2	2	5	-	-	2	1	1	1	39	19.50	
mira052enesC	6	8	6	5	2	2	5	-	-	2	1	1	1	39	19.50	
mira051itesC	6	7	2	1	4	1	8	4	1	-	-	-	2	36	18.00	
mira052itesC	5	7	2	1	4	1	8	4	1	-	-	-	2	35	17.50	
combination	11	16	10	5	7	5	9	6	3	2	1	1	2	78	39	

As shown in Table 11, when considering the question type, the accuracy scores present small differences. Nevertheless, when the restriction type (date, event and period) is taken into account, the differences are more important (see Table 12).

Table 12. Results of the assessment process for questions with temporal restriction.

run	question restriction type		
	date [12]	event [10]	period [10]
alia051eses	3	3	5
alia052eses	3	3	5
aliv051eses	4	3	1
inao051eses	5	2	3
inao052eses	4	1	2
mira051eses	1	2	-
mira052eses	1	2	-
mira051enes	2	2	1
mira052enes	2	2	1
mira051ites	-	3	-
mira052ites	-	3	-
talp051eses	2	3	2
talp052eses	2	4	2
tova051eses	5	-	3
tova052eses	5	1	3
upv051eses	4	3	3
upv052eses	3	3	3
upv051enes	1	3	1
combination	6	8	5

It is worth mentioning that for questions restricted by event, the virtual *combination* run clearly outperforms individual systems separately (low overlapping on correct answers).

In definition questions the best performing system obtained 80% of accuracy. The improvement is remarkable considering that in the 2004 track the best systems answered correctly 70% of the questions.

Regarding NIL questions, the best systems achieved a recall of 0.80. F-measure improvements are also remarkable, with an increase of about 26% with respect to last year (0.30 in 2004 vs. 0.38 in 2005).

Table 13. Evaluation of systems performance with Spanish as target.

Year	Best Overall Acc.	Best in Fact	Best in Def	Best NIL (F)	Best r
2003	24.5 %	24.5 %	-	0.25	-
2004	32.5 %	31.11 %	70.00 %	0.30	0.17
2005	42 %	29.66 %	80.00 %	0.38	0.56

Systems have also clearly improved their confidence self-score. While in 2004 the system with higher correlation coefficient (r) reached 0.17 [2], in 2005 the highest r value was 0.56.

As shown in Table 13, the best performing systems reached an overall accuracy of 24.5%, 32.5% and 42% in 2003, 2004 and 2005, respectively (increasing +71% during the three years).

Table 14. Results of agreement test of runs with Spanish as target language.

run	# Correct (Official)	# Correct (2nd assessor)	# Correct (lenient)	# Correct (strict)	Disagreement #	Kappa	Maximum variation
es1	66	67	71	62	15	0.87	± 2 %
es2	58	63	64	57	11	0.89	± 3 %
en	45	48	51	42	11	0.87	± 4.5 %
it	35	35	39	31	10	0.86	± 2 %

In order to analyze the *inter-annotator agreement*, we have randomly selected 4 out of 18 runs which have been judged by two assessors with different levels of expertise. Most of the differences among assessors can be found when judging an answer as Right or as ineXact. In many cases, an assessor without experience assess as Right an answer that an experienced assessor would judge as ineXact. Table 15 shows the maximum variation of correct answers for these four runs (average = $\pm 2.9\%$).

Table 15. Results of agreement test of runs with Spanish as target language.

run	# Correct (Official)	# Correct (2nd assessor)	# Correct (lenient)	# Correct (strict)	Disagreement #	Kappa	Maximum variation
es1	66	67	71	62	15	0.87	$\pm 2\%$
es2	58	63	64	57	11	0.89	$\pm 3\%$
en	45	48	51	42	11	0.87	$\pm 4.5\%$
it	35	35	39	31	10	0.86	$\pm 2\%$

Finally we can conclude that both the improvement in systems' self-evaluation, the scores obtained by the participating systems (73.50% in combination, 42% individually), and the systems' evolution during the last three years, let us expect a significant improvement in Spanish question answering technologies in the near future.

5.5 Finnish as Target

The year 2005 was the first year when Finnish existed as a target language. Only one group submitted runs for this task, and both of the runs were monolingual. The artificial combination run presented in Table 19 shows that the upper bound on the performance of a system that would merge the results of the existing runs and somehow select the right answers from the combined pool of candidate answers is 26.50%. This is by far the lowest monolingual combination run score among the participating languages. The next one is Bulgarian with a combination score of 36.00% (see Table 5). However, when we calculate the average score for the monolingual runs of each target language, we can see that Finnish is not very far behind, for the average accuracy of the Finnish runs is 21.00%, that of the Bulgarian ones is 23.00%, that of the Italian ones is 24.08%, that of the French ones is 25.20%, and so on. The confidence scores that the systems having Finnish as target assign to the answers only very faintly reflect the assessor's opinion on the correctness of the answer, as can be seen from the correlation coefficient between the system's score and correctness (r) in Table 18.

Table 16. Results in the tasks with Finnish as target.

run	Right		W #	X #	U #	% F [111]	Right			NIL [20]		F	CWS	K1	r
	#	%					% D [60]	% T [29]	P	R					
hels051fifM	46	23.00	131	23	-	18.92	25	34.98	0.13	0.35	0.19	0.090	-0.202	0.064	
hels052fifM	38	19.00	140	22	-	15.32	23.33	24.14	0.12	0.30	0.17	0.074	-0.230	0.093	

The evaluation of the Finnish answers was not straightforward because the evaluation guidelines [1] do not discuss word affixes with regard to the exactness of

the answers. Finnish is a highly inflected language where each noun, for example, has 15 different cases. In addition to cases, nouns can also contain possessive suffixes and clitics. Most of the answers to the CLEF questions are noun phrases. The cases, possessive suffixes and clitics typically express meanings that are in the other target languages of the evaluation campaign expressed by separate words such as prepositions, pronouns and adverbs.

Table 17. Results in the tasks with Finnish as target (breakdown according to answer type)

run	Correct Answers															#	%
	Definition		Factoid						Temporally restricted factoid					Total			
	Or [27]	Pe [33]	Lo [21]	Me [10]	Or [15]	Ot [20]	Pe [28]	T1 [17]	Lo [4]	Me [5]	Or [5]	Ot [5]	Pe [10]				
hels051fiB _M	6	9	4	1	2	1	9	4	1	4	-	1	4	46	23.00		
hels052fiB _M	8	6	4	1	2	-	7	3	1	3	-	1	2	38	19.00		
combination	8	10	5	1	3	1	11	4	1	4	-	1	4	53	26.50		

Thus, one single word in Finnish may convey considerably more information than a single word in the other target languages. For example, the word *talossanikin* means *also in my house*. Our understanding of the guidelines was that the answer should be taken from text as such, without any modifications, such as lemmatization. Now, due to the rich affixing, the answer that is not lemmatized may contain additional information that disturbs the evaluator, and he is tempted to judge the answer inexact.

Table 18. Results in the tasks with Finnish as target.

run	Right		W #	X #	U #	Right			P	NIL R [20]	F	CWS	K1	r
	#	%				% F [111]	% D [60]	% T [29]						
hels051fiB _M	23	11.50	134	43	-	10.81	6.67	24.14	0.13	0.35	0.19	0.260	-0.316	0.001
hels052fiB _M	20	10.00	143	37	-	10.81	5.00	17.24	0.12	0.30	0.17	0.026	-0.331	-0.001

However, judging as inexact all those answers that are not in the form required by the question could not be done, because that is not required according to the guidelines. When deciding how to assess the Finnish answers, we observed how the judgements had been done with regard to cases in the other target languages. For example, in German, the case may cause modifications in the determiner. However, those answers whose head noun is not in the nominative case even though that is the case requested by the question, are marked as correct. For example: Question: 62 D PER Wer ist Goodwill Zwelithini? Answer: R 0062 dem König der Zulus². Thus, we decided to judge as correct in Finnish also those answers that are not in the form required by the question. For example: Question: 65 F PER Kuka on ohjannut elokuvan Hamlet liikemaaailmassa? Answer: R 0067 Mika Kaurismäen.³ In fact, most of the problematic question forms in the test set for Finnish are of the type where the answer is given in the genitive case and the case required by the question is the nominative case.

² The question requires the head noun of the answer to be in the nominative case - *der König* - instead of the dative case - *dem König*.

³ The question requires the answer to be in the nominative case - *Mika Kaurismäki* - instead of the genitive case - *Mika Kaurismäen*.

Table 19. Results in the tasks with Finnish as target (breakdown according to answer type).

run	Correct Answers														#	%
	Definition		Factoid						Temporally restricted factoid							
	Or [27]	Pe [33]	Lo [21]	Me [10]	Or [15]	Ot [20]	Pe [28]	T1 [17]	Lo [4]	Me [5]	Or [5]	Ot [5]	Pe [10]			
hels051frfr _M	4	-	2	1	2	-	3	4	-	4	-	1	2	23	11.50	
hels052frfr _M	3	-	1	1	2	-	5	3	-	3	-	1	1	20	10.00	
combination	4	-	2	1	3	-	5	4	-	4	-	1	2	26	13.00	

5.6 French as Target

Seven research groups took part in evaluation tasks using French as target language: Synapse Développement (France), CEA-LIST/LIC2M (France), LIMSI-LIR (France), Université de Nantes, LINA (France), Helsinki University (Finland), Universitat Politècnica de València, UPV (Spain) and TOVA, a joint system between UPV and the Instituto Nacional de Astrofísica Óptica y Electrónica (Mexico). All participating groups took part in the monolingual task: four groups submitted one run and three groups submitted two runs FR-FR. Only Synapse Développement took part in the bilingual tasks. This group submitted three runs, one run per source language: Italian, English and Portuguese. Table 19 shows the results of the assessment of the thirteen submitted runs. This year, many groups participated in the Question Answering tasks with French as a target. It appears that the number of participants for the French task has increased significantly: seven this year as opposed to one last year. The best results were obtained by Synapse Développement for one of the monolingual runs (syna051frfr). This group ranked 2nd and 3rd in the two English-French and Portuguese-French runs which is better than all the other monolingual French runs. The two monolingual runs by the Spanish TOVA group reached the 4th and 5th positions.

Table 20. Results in the tasks with French as target.

run	Right		W #	X #	U #	Right			NIL [20]		F	CWS	K1	r
	#	%				% F [120]	% D [50]	% T [30]	P	R				
syna051frfr _M	128	64.00	62	8	2	59.17	86.00	46.67	0.23	0.25	0.24	-	-	-
tova052frfr _M	70	35.00	120	10	-	27.50	66.00	13.33	0.14	0.30	0.19	-	-	-
tova051frfr _M	69	34.50	121	10	-	26.67	66.00	13.33	0.13	0.25	0.17	-	-	-
upv051frfr _M	46	23.00	143	7	4	17.50	46.00	6.67	0.06	0.10	0.07	0.115	-0.048	0.210
hels051frfr _M	35	17.50	156	8	1	16.67	22.00	13.33	0.10	0.45	0.17	0.108	-0.196	0.281
upv052frfr _M	34	17.00	160	5	1	15.00	20.00	20.00	0.07	0.20	0.10	0.073	-0.057	0.207
lire051frfr _M	33	16.50	145	20	2	15.83	14.00	23.33	0.09	-	0.09	0.072	-0.358	0.260
hels052frfr _M	33	16.50	157	10	-	15.00	22.00	13.33	0.09	0.40	0.15	0.097	-0.230	0.247
lina051frfr _M *	29	14.50	144	21	3	17.95	6.00	16.67	0.15	0.20	0.17	0.048	-0.470	0.151
lcea051frfr _M	28	14.00	165	3	4	18.33	0.00	20.00	0.33	0.05	0.09	-	-	-
syna051enfr _C	79	39.50	108	10	3	30.25	72.00	22.58	0.14	0.30	0.19	-	-	-
syna051ptfr _C	73	36.50	115	9	3	26.67	68.00	23.33	0.07	0.15	0.10	-	-	-
syna051itfr _C	51	25.50	136	11	2	15.00	54.00	20.00	0.13	0.45	0.21	-	-	-

* Results calculated over 197 questions.

The correct answers given for all the runs are presented in table 20, sorted by type of answer (location, measure, organization, etc.). The results show the limits of the system developed by Synapse Développement, which obviously lie in factoid-other (9/20), factoid-measure (10/20) and factoid-time (11/20), whereas results are much better for definition and factoid-person questions. The aim of the virtual run called

combination is to provide an upper bound on the possible performance of a system that would merge the existing runs and somehow select the right answers from the combined pool of candidate answers. The best run (syna051frfr) is able to supply 76.19% of the correct answers of combination. This ratio could be enhanced if results for factoid-measure or factoid-time questions were better.

The main problem encountered during the assessment of answers was related to the temporally restricted factoid questions. This year and for the first time in CLEF this kind of questions was included in the test sets. We thought that the generation of this kind of questions would be relatively easy, but did not foresee that the assessment on those questions would be so difficult.

Table 21. Results in the tasks with French as target (breakdown according to answer type).

run	Correct Answers														#	%
	Definition		Factoid							Temporally restricted factoid						
	Or [25]	Pe [25]	Lo [20]	Me [20]	Or [20]	Ot [20]	Pe [20]	T1 [20]	Lo [6]	Me [2]	Or [5]	Ot [10]	Pe [7]			
syna051frfr _M	21	22	12	10	13	9	16	11	4	1	2	4	3	128	64.00	
tova052frfr _M	19	14	3	3	7	5	8	7	1	-	1	1	1	70	35.00	
tova051frfr _M	19	14	3	2	8	5	7	7	1	-	1	1	1	69	34.50	
upv051frfr _M	9	14	3	5	3	2	4	4	1	-	-	-	1	46	23.00	
hels051frfr _M	4	7	5	5	3	1	3	3	-	1	1	2	-	35	17.50	
upv052frfr _M	-	10	3	2	2	1	4	6	3	-	1	1	1	34	17.00	
lire051frfr _M	3	4	1	4	5	1	2	6	3	1	1	1	1	33	16.50	
hels052frfr _M	4	7	5	3	2	1	3	4	-	1	1	2	-	33	16.50	
lina051frfr _M *	1	2	3	2	2	3	6	5	1	-	1	1	2	29	14.50	
lcea051frfr _M	-	-	3	4	5	-	6	4	1	-	1	-	4	28	14.00	
combination	23	23	15	16	16	14	18	16	5	2	3	5	5	161	80.5	
syna051enfr _C	21	15	8	6	3	9	6	4	2	-	1	3	1	79	39.50	
syna051ptfr _C	17	17	6	4	8	7	4	3	4	-	2	1	-	73	36.50	
syna051itfr _C	15	12	4	6	2	4	1	1	-	1	1	3	1	51	25.50	
combination	21	20	10	10	8	10	8	6	5	1	2	3	2	106	53	

* Results calculated over 197 questions.

In fact, many temporally restricted factoid questions have not been built properly as there was no logic of restriction at all. The question "In which famous capital was the Eiffel Tower built in 1889?" is a good example. Here, "in 1889" is a redundant information rather than a temporally restriction and will be ignored by the system: the correct answer returned with a document associating the Eiffel Tower to Paris will be a right answer even if it does not specify that the Eiffel Tower was built in 1889.

Therefore, from the beginning of the assessment phase on, many questions arise such as "Should the date be included in the document joined to the answer?", "Should all the items included in the question be found in the document in order to consider the answer as correct?". Now we know how to handle those temporally restricted factoid questions and such problems should not occur next year.

This year, as far as French language is concerned, the best system obtained very good results: 128 correct answers out of 200. In all the QA@CLEF tracks, these are the best results ever obtained for the French used as target language. Moreover, we could see a growing interest in Question Answering from the European research community: the QA@CLEF-2005 attracted more participants in evaluation tasks using French as target language than the previous editions. In addition, the benchmark resources built for these evaluations contributed to the development and the improvement of systems, and could be used again as training resources in the next edition.

5.7 Italian as Target

Three groups participated in the Italian monolingual task, and no one in the other bilingual tasks with Italian as target. A total of six runs were submitted, two each research group: ITC-Irst, the Universidad Politécnica de Valencia (UPV) and a joint experiment by UPV and the Mexican INAOE (Instituto Nacional de Astrofísica, Óptica y Electrónica). As table 21 shows the best system (the one developed by UPV and INAOE) answered correctly to 27.5% of the questions, and the other two systems achieved similar results.

Table 22. Results in the tasks with Italian as target.

run	Right		W #	X #	U #	Right			NIL [20]			CWS	K1	r
	#	%				% F [120]	% D [50]	% T [30]	P	R	F			
tova052ititM	55	27.50	135	10	-	23.33	42.00	20.00	0.15	0.55	0.24	-	-	-
tova051ititM	53	26.50	138	9	-	21.67	42.00	20.00	0.16	0.55	0.24	-	-	-
upv_051ititM	51	25.50	142	6	1	20.00	44.00	16.67	0.10	0.15	0.12	0.156	0.012	0.316
upv_052ititM	48	24.00	148	4	-	15.83	50.00	13.33	0.06	0.15	0.09	0.125	-0.200	0.202
irst051ititM	44	22.00	137	17	2	19.17	38.00	6.67	0.17	0.20	0.18	0.129	-0.197	0.267
irst052ititM	38	19.00	145	14	3	14.17	38.00	6.67	0.40	0.10	0.16	0.100	-0.301	0.071

In 2004, two teams had participated in the Italian monolingual task, submitting a total of 3 runs. The best performer had an overall accuracy of 28%, while the average performance was 25.1%. In 2005, the task itself attracted more research groups, and though the best system was approximately as good as the one of last year, the average overall accuracy is slightly worse (i.e. 24%), which probably means that the Italian monolingual test set was more challenging in 2005. As far as the types of questions are concerned, it is interesting to notice that definitional questions proved to be easier than factoids. Between 38 and 50% of definitional questions got a correct answer, while temporally restricted questions were tougher for the three participating systems. Eleven questions (no. 3, 20, 30, 60, 65, 84, 85, 107, 113, 116 and 124) received a correct answer in all the six submitted runs, and five among them are definition questions referred to a person. This suggests that this type of question have often a straightforward answer that appears between brackets or in appositive form within the text. Table 23 shows that the factoids with *location*, *person* and *time* as answer type were the easiest for systems, and if the three systems had worked together, they could have achieved an overall accuracy of 46.5%, which encourages research groups to share tools and resources in the future.

Table 23. Results in the tasks with Italian as target (breakdown according to answer type).

run	Correct Answers														#	%
	Definition		Factoid						Temporally restricted factoid							
	Or [25]	Pe [25]	Lo [19]	Me [21]	Or [21]	Ot [19]	Pe [20]	T1 [20]	Lo [4]	Me [4]	Or [3]	Ot [8]	Pe [11]			
tova052ititM	11	10	4	1	7	1	8	7	1	1	-	1	3	55	27.50	
tova051ititM	11	10	4	1	7	1	6	7	1	1	-	1	3	53	26.50	
upv_051ititM	10	12	6	2	3	2	7	4	1	1	-	-	3	51	25.50	
upv_052ititM	11	14	5	-	3	1	6	4	1	1	-	-	2	48	24.00	
irst051ititM	5	14	7	-	4	2	5	5	1	-	-	-	1	44	22.00	
irst052ititM	5	14	3	-	4	1	3	6	1	-	-	-	1	38	19.00	
combination	17	20	9	3	8	4	10	11	3	2	-	1	5	93	46.5	

The manual assessment procedure was the same as it was in 2004. Two assessors had a brief training session (based on the 2004 submissions) that aimed at making them familiar with the evaluation tool interface and at solving preliminary doubts.

Both assessors judged all the six runs and then the answers with different judgments were double-checked and received a third, final judgment. Table 24 gives the number of different judgments per run and the inter-assessor kappa coefficient, which is quite high (average value is 0.874).

Table 24. Inter-assessor agreement in the evaluation of the Italian runs.

run	disagreement	
	different judgments (#)	kappa coefficient
tova052tit	10	0.895
tova051tit	11	0.882
upv_051tit	8	0.909
upv_052tit	9	0.895
irst051tit	17	0.828
irst052tit	15	0.839

A total of 70 disagreement cases were registered, most of them involved the judgment couples R-X (11 cases), R-W (13 cases), U-W (10 cases) and above all X-W (31 cases). Clearly, the evaluation guidelines did not deal extensively with answer exactness, so assessors had some difficulties in deciding which portion of an answer-string was acceptable and which was not. In most of the cases (i.e. 26) where an assessor assigned X and the other W, the third and final judgment was W.

5.8 Dutch as Target

This year two teams that took part in the QA@CLEF track used Dutch as their target language: the University of Amsterdam and the University of Groningen. In total, three runs were submitted, all using Dutch as the source language. All runs were assessed by two assessors, with very high inter-assessor agreement (0.950 for gron051nlM, and 0.976 for uams051nlM and uams052nlM). The results of the evaluation for all runs are provided in Tables 25 and 26.

Table 25. Results in the tasks with Dutch as target.

run	Right		W #	X #	U #	% F [114]	Right			NIL [20]			F	CWS	K1	r
	#	%					% D [60]	% T [26]	P	R	F					
gron051nlM	99	49.50	79	18	4	54.39	50.00	26.92	0.46	0.30	0.36	0.382	0.071	0.302		
uams051nlM	88	44.00	79	28	5	47.37	45.00	26.92	0.77	0.50	0.61	-	-	-		
uams052nlM	88	44.00	78	29	5	48.25	43.33	26.92	0.77	0.50	0.61	-	-	-		

When scored in terms of the percentage of correct (i.e., correct, exact and supported) answers, the run labelled gron051nlM (submitted by the University of Groningen) clearly outperforms the two runs submitted by the University of Amsterdam: 49.50% vs. 44% and 44%. When compared to the correct answers in the Groningen run, many of the inexact answers in the Amsterdam runs are caused by incorrect definitions; here is an example:

0094 NLNL What is Eyal?

gron051nl: militante joodse groep
uams051nl: leider van de extreme-rechtse groep

This observation is confirmed if we take a closer look. In the 200 questions, six initial words occur more than ten times: *Wie* (*Who*), *Wat* (*What*), *Hoe* (*How*), *Welke* (*Which*), *Waar* (*Where*) and *In* (*In*). The performance of the questions with four of the six initial words is similar for the three runs. For *Wat*, Groningen obtains 67% right and Amsterdam 39%. This difference is mainly caused by the problem with the definition answers just mentioned. For *Hoe*, Groningen obtains 63% and Amsterdam 36%. Seven of the eight *Hoe* questions for which only Groningen found the answer, were of the format *Hoe heet DEFINITION?* (*What is the name of DEFINITION?*).

All in all, the Groningen run performs noticeably better than the Amsterdam runs in terms of *precision* --- this is clear from the differences in answers labelled X (inexact): only 18 for Groningen, and as many as 28 and 29 for Amsterdam.

If we drill down a bit further, and consider the detailed results in Table 26, we see that Groningen outperforms Amsterdam on Organisations in the Definitions category, and on Other questions in the Factoid category; Amsterdam is slightly better in Person definitions. On other categories, the differences are very minor or non-existent. There is, however, a noticeable difference in performance on NIL questions, with Amsterdam achieving far higher F-scores than Groningen.

Table 26. Results in the tasks with Dutch as target (breakdown according to answer type).

run	Correct Answers															#	%
	Definition		Factoid						Temporarily restricted factoid					Total			
	Or [24]	Pe [36]	Lo [30]	Me [9]	Or [11]	Ot [20]	Pe [35]	Ti [9]	Lo [5]	Me [4]	Or [1]	Ot [4]	Pe [12]				
gron051nlM	16	14	13	4	3	12	25	5	3	1	-	-	3	99	49.50		
uams051nlM	9	18	14	2	3	7	23	5	2	-	-	-	5	88	44.00		
uams052nlM	8	18	14	2	4	7	23	5	2	-	-	-	5	88	44.00		
combination	17	24	21	4	6	13	31	7	5	1	-	-	7	136	68.00		

To conclude, let's adopt a somewhat alternative perspective. The differences between the Groningen run and the Amsterdam are mainly in the number of inexact answers; in terms of the number of unsupported or wrong answers the differences are negligible. Put differently, in terms of the number of answers that are "helpful" [4] i.e., that would help a user meet her information needs, the three runs all perform at the same level: 117 helpful (i.e., correct or inexact) for the Groningen run, and 116 and 117 helpful for the two Amsterdam runs.

5.9 Portuguese as Target

In 2005 there were five runs with Portuguese as target, submitted by three different research teams. In addition to the two participants from last year, SINTEF with the Esfinge system and the University of Évora, we had a newcomer from industry, Priberam, a Portuguese company specialized in NLP products. Although a collection of Brazilian Portuguese news was added to the CLEF collection, no Brazilian participants turned up as yet for CLEF.

Table 27. Results in the tasks with Portuguese as target.

run	Right		W #	X #	U #	Right			NIL [18]			CWS	K1	r
	#	%				% F [135]	% D [42]	% T [23]	P	R	F			
prib051ptpt _M	129	64.50	55	13	3	67.41	64.29	47.83	0.50	0.11	0.18	-	-	-
ptue051ptpt _M	50	25.00	125	22	3	21.48	35.71	26.09	0.10	0.67	0.18	0.250	-0.500	0.000
esfg051ptpt _M	46	23.00	139	11	4	23.70	16.67	30.43	0.21	0.78	0.33	-	-	-
esfg052ptpt _M	43	21.50	145	10	2	23.70	14.29	21.74	0.22	0.78	0.34	-	-	-
esfg051enpt _C	24	12.00	165	9	2	11.11	14.29	13.04	0.12	0.78	0.20	-	-	-

Table 27 presents the five runs. This year there was a first cross-lingual run, from English to Portuguese, by Esfinge, with significantly worse results than the monolingual runs, as might be expected. As to the monolingual results, the Esfinge system showed some improvement as compared to last year, although its best run was still unable to equal PTUE system's score. PTUE's results, however, were slightly worse than last year's. The clear winner in all respects was Priberam's system, which, in fact, was the best participating system in the whole QA@CLEF. Table 28 breaks down the correct answers by kind of entity, as well as provides a combination score: a question is considered answered if any system has been able to provide a right answer (assuming that a user would be able to check easily, in case of multiple answers, the right one). In this, we see that Portuguese language ranks as second, after French.

Table 28. Results in the tasks with Portuguese as target (breakdown according to answer type).

run	Correct Answers															Total	
	Definition				Factoid					Temporally restricted factoid							
	Or [15]	Pe [27]	Lo [30]	Me [17]	Or [21]	Ot [15]	Pe [37]	Ti [15]	Lo [5]	Me [1]	Or [2]	Ot [6]	Pe [9]	#	%		
prib051ptpt _M	12	15	26	11	7	8	25	14	2	-	-	4	5	129	64.50		
ptue051ptpt _M	5	10	10	1	3	3	10	2	1	-	-	2	3	50	25.00		
esfg051ptpt _M	1	6	9	4	5	2	9	3	1	-	1	3	2	46	23.00		
esfg052ptpt _M	-	6	8	3	3	-	13	5	-	-	1	2	2	43	21.50		
combination	12	22	28	13	11	10	27	15	3	-	1	6	7	155	77.50		
esfg051enpt _C	-	6	3	1	3	1	5	2	-	-	1	2	-	24	12.00		
combination	-	6	3	1	3	1	5	2	-	-	1	2	-	24	12.00		

Another relevant remark is that definitions do not seem to be more difficult on average than factoid questions, as was the case last year. We believe, however, that this is due to a considerable simplification of precisely what "definition questions" are, where they boil down to mainly ask for a person's profession or title. We did some further analysis of the results in order to have other measures of confidence in the systems, which are displayed in table 28. We looked specifically at (i) the cases where no answer was given (*null answer*), which keep the user in a state of ignorance, no matter the system was right in providing the null answer or wrong because it could not find it; (ii) the cases where any user could at once see the answer was rubbish (*rubbish*); and (iii) the cases where the wrong answers could be misleading (*dangerous*). Of course it depends on the ignorance of the questioner, and we were very conservative in imagining total ignorance. Probably most of the "dangerous" questions would at once be spotted as system's mistakes by an ordinary user -- or at least arise some suspicion.

Table 29. Results in the tasks with Portuguese as target (breakdown of bad answers).

run	<i>Incorrect or null answers</i>		
	null answer	rubbish	dangerous
prib051ptpt	4	13	43
ptue051ptpt	117	3	20
esfg051ptpt	68	41	49
esfg052ptpt	65	34	63
esfg051enpt	121	21	40

The results show that the PTUE system is both the most reliable (less non-NIL wrong answers) and the most conservative system (most empty answers), the more “dangerous” one being Esfinge.

6 Conclusions

This paper presented the Multilingual Question Answering evaluation campaign organized at CLEF 2005. QA@CLEF considerably increased both in number of participants -we are now closer to the Question Answering track at TREC- and also in the number of languages involved. It is also relevant that this year we were able to activate a task with Bulgarian as a target, a language of a new EU member country. A pilot cross-language task with Indonesian as source and English as target has been also activated.

With the organization of the task in its third year, it is now well tested, although involving nine different institutions of as many different countries, and has showed to be able to support the high number of exchanges required by the organization of the task. This is particularly significant considering that all the organizations involved in QA@CLEF guarantee their support on a completely voluntary basis.

The increased number of participants allowed carrying out a number of interesting comparisons among systems participating in the same task (this was one of the drawback of the 2004 campaign). In addition, it is worth mentioning that Question Answering techniques for European languages, being mainly based on NLP tools and resources for the respective languages, demand better tools and resources. In a cross-language perspective the integration of such resources is also crucial.

Finally, having (at least partially) achieved its goal to promote Question Answering for European languages, there is now quite a large scientific community in Europe on Question Answering, and QA@CLEF is now ready to propose its own view on QA, designing a roadmap for next multilingual QA systems.

Acknowledgements. Anselmo Peñas and Valentín Sama Rojo have been partially supported by the Spanish Government under project R2D2-Syembra TIC-2003-07158-C04-02.

Maarten de Rijke was supported by the Netherlands Organization for Scientific Research (NWO) under project numbers 017.001.190, 220-80-001, 264-70-050, 354-20-005, 612-13-001, 612.000.106, 612.000.207, 612.066.302, 612.069.006, and 640.001.501.

Diana Santos and Paulo Rocha were supported by grant POSI/PLP/43931/2001 from the Portuguese Fundação para a Ciência e Tecnologia, co-financed by POSI.

7 References

1. QA@CLEF 2005 Organizing Committee. Guidelines 2005.
<http://clefqa.itc.it/2005/guidelines.html>
2. Herrera, J., Peñas A., Verdejo, F.: Question answering pilot task at CLEF 2004. In: Peters, C., Clough, P., Gonzalo, J., Jones, Gareth J.F., Kluck, M., Magnini, B. (eds.): *Multilingual Information Access for Text, Speech and Images. Lecture Notes in Computer Science*, Vol. 3491. Springer-Verlag, Berlin Heidelberg New York (2005) 581–590
3. Magnini, B., Vallin, A., Ayache, C., Erbach, G., Peñas, A., de Rijke, M., Rocha, P., Simov, K., Sutcliffe, R.: Overview of the CLEF 2004 Multilingual Question Answering Track. In: Peters, C., Clough, P., Gonzalo, J., Jones, Gareth J.F., Kluck, M., Magnini, B. (eds.): *Multilingual Information Access for Text, Speech and Images. Lecture Notes in Computer Science*, Vol. 3491. Springer-Verlag, Berlin Heidelberg New York (2005) 371–391
4. Santos, D., Rocha, P.: The Key to the First CLEF with Portuguese: Topics, Questions and Answers in CHAVE. In: Peters, C., Clough, P., Gonzalo, J., Jones, Gareth J.F., Kluck, M., Magnini, B. (eds.): *Multilingual Information Access for Text, Speech and Images. Lecture Notes in Computer Science*, Vol. 3491. Springer-Verlag, Berlin Heidelberg New York (2005) 821–832.
5. Spark Jones, K.: Is question answering a rational task? In: Bernardi, R., Moortgat, M. (eds): *Questions and Answers: Theoretical and Applied Perspectives. Second CoLogNETELsNET Symposium*. Amsterdam (2003) 24–35
6. Voorhees, E. M.: Overview of the TREC 2002 Question Answering Track. In: Voorhees, E. M. and Buckland, L. P. (eds), *Proceedings of the Eleventh Text Retrieval Conference (TREC 2002 NIST Special Publication 500-251, Washington DC (2002) 115 123*